



Annual Report

2023-2024

Board of Education

John Henry Miller, President
Maynard Miller, Vice-President
Mark Hochstetler
Joe Miller
Roy Schlabach

Administrative Officers

Joy Zuercher-Pyle, Superintendent
Sandy Hadsell, Treasurer

Report prepared by: Joy Zuercher-Pyle, *superintendent* & Sandy Hadsell, *treasurer*

Dear Friends,

BH

Beacon Hill Community School celebrates another year of continuous educational service to the Wayne County, Holmes County, and Tuscarawas County communities and beyond. Beacon Hill Community School offers educational opportunities to include valuable character education, meaningful career preparation, and standards-based achievement. Students attending Beacon Hill attain treasured friendships, academic and personal growth, and skills that prepare them for a lifetime of success.

An education at Beacon Hill consists of project-based, hands-on academics, blended learning opportunities, and career-preparation. Various partnerships are formed between our communities, families, staff and alumni to ensure current and future success for our students. We are honored to be an integral part of our local communities and thankful for the many partnerships developed throughout the years.

As we move into our future as a K-12 school in FY25, our promise is to continue to provide all our students with a well-rounded educational opportunities that foster continuous growth academically, socially, and emotionally in order to launch them towards life-long success. We promise to provide our communities and partners with citizens prepared to contribute to the community and the workforce.

Together, we partner to strengthen our communities

Joy Zuercher-Pyle

Beacon Hill Academy Annual Report

I. Governance

Board Members

The Beacon Hill Academy Governance Board was comprised of five (5) Board members who represented families, local businesses, and community members in the area. The Governance Board reviewed policies and procedures and monitored school finances and annual goals for student achievement and progress monthly. During each monthly board meeting the treasurer provided financial reports to the board for review and approval. The superintendent presented legislative and educational updates to the governance board for review and approval. The Governance Board received curriculum and academic improvement updates.

The Board, along with various stakeholders, continued to monitor progression towards the vision and goals for Beacon Hill Academy, especially in working diligently for the upcoming school expansion in FY25. During 2023-2024, the board secured new facilities for the school while supporting the staff in preparations for the summer 2024 transition, including: addition of staff, acquisition of students, physical improvements to the new property, affirmation of quality curriculum purchases, continued visioning in career training and necessary facilities, safety and wellness of students, development of a food service program, to name a few.

The Beacon Hill Governance Board for the 2023-2024 school year included the following members:

John Henry Miller	President
Maynard Miller	Vice President
Joe Miller	Member
Mark Hochstetler	Member
Roy Schlabach	Member

Mission & Vision

Beacon Hill Community School provides a guiding light for our community's career and educational needs.

We work closely with our families and the community to offer unique, personalized educational opportunities for all students. Our innovative and engaging educational programs utilize a blend of traditional classroom experiences, online platforms and integrated career-focused experiences that optimize student success.

Overview

Beacon Hill Community School operated as a site-based, community school sponsored by the Office of School Sponsorship with the Ohio Department of Education and Workforce (DEW). Beacon Hill Community School operated at 10470 Winesburg Road, Dundee, Ohio 44624 in Wayne County. The 2023-2024 school year was the thirteenth full year of operation for Beacon Hill Community School. The Superintendent was Joy Zuercher-Pyle and the Treasurer was Sandy Hadsell. Educational programming and services were available for students in grades 6-12, marking the first year for 6th grade in the building.. The educational program focused on student populations whose cultural beliefs limit traditional participation beyond a certain grade level (8th) as well as those at-risk of attaining a high school diploma in the traditional school setting.

In the 2023-2024 school year, Beacon Hill participated in annual state and local assessments; the current report card levels, marked on the newer star-based system, are provided in the achievement section of this report.

II. Operations

Staffing

The staff for the 2023-2024 school year at Beacon Hill included an administrative team of one (1) Superintendent (with teaching and school counseling roles in addition to administrative duties), and one (1) Treasurer.

Additionally, there were six (6) instructional staff members which included five (5) full-time teachers and one (1) part-time instructor. Support staff included two (2) administrative assistants (one (1) full-time and one (1) part-time), and multiple shared-service contracts for personnel such as a nurse, EMIS coordinator, Technology Service personnel, speech therapist, and school psychologist.

The instructional staff at Beacon Hill provided traditional classroom instruction, vocational education, supplemental online curriculum, blended learning, career readiness preparation, and community service experiences for students grade 6-12. Each teacher was appropriately certified in their respective subject areas and held a bachelor's or master's degree in their content area. Staff completed professional development aligned to learning goals through course work, training, workshops and/or professional learning communities.

Enrollment

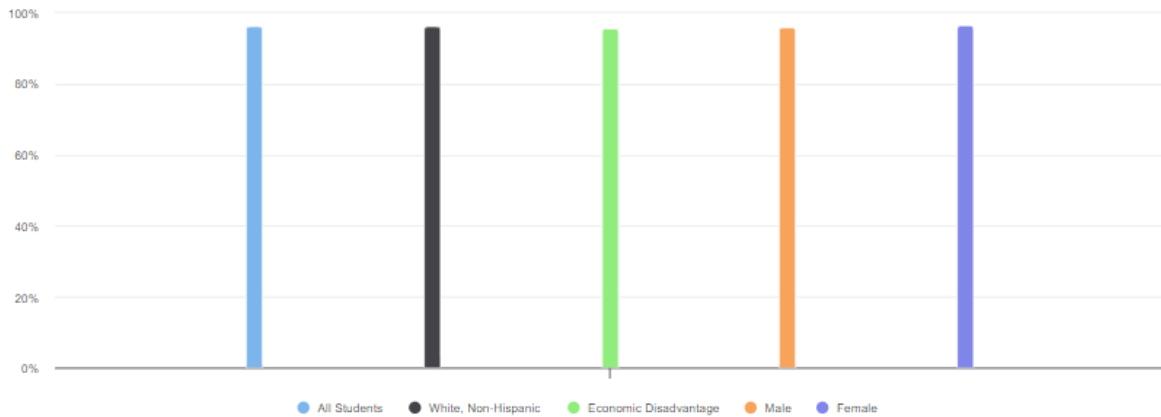
Beacon Hill was established as a Conversion Community School whose initial purpose was to provide formal education for an underserved population in a specific school district within Wayne County. The elimination of specially designed middle school units in area districts in 2010 resulted in a need for additional educational opportunities for middle school aged students in the immediate geographical area. The educational programming at Beacon Hill served grades 6-12 in 2023-2024, which included students from five school districts within four counties during the 2023-2024 school year.

At the opening of the 2023-2024 school year, sixty-one (61) students were enrolled. Throughout the year, one (1) student withdrew, choosing to transfer to homeschool. One (1) additional student was enrolled during the school year. The final enrollment on the last day of the school year was sixty-one (61) students. One (1) students graduated with a high school diploma at the end of the 2023-2024 school year.

Student Enrollment by Grade Level at Opening of Year

Grade	Total
Grade 6	6
Grade 7	27
Grade 8	23
Grade 9	0
Grade 10	0
Grade 11	1
Grade 12	4
TOTAL	

Student Attendance Rate

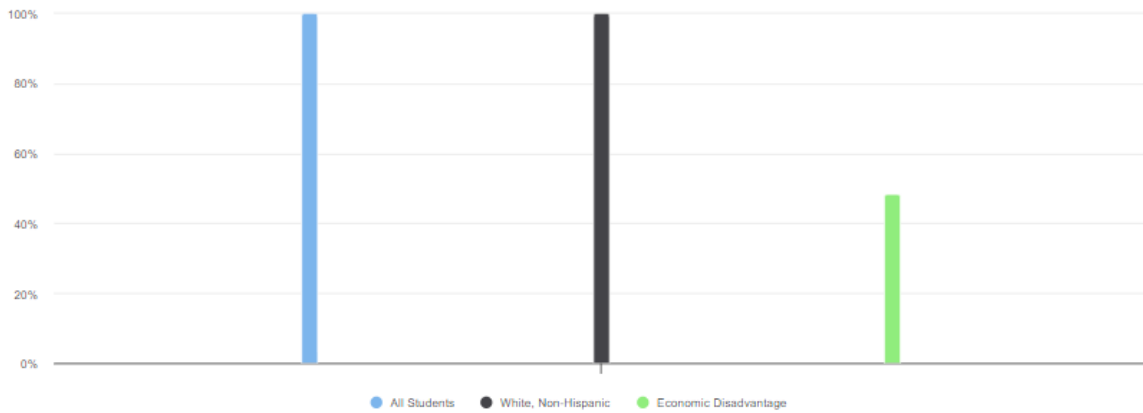


This graph shows attendance rates by student group.
If Enrollment is less than 10, results are Not Calculated (NC).

Demographics

The student population served by Beacon Hill Community School was dominantly from the surrounding Amish and Mennonite communities within the Wayne, Holmes, Tuscarawas, and Stark counties. Formal education for students from these communities generally concludes at the end of eighth grade, with families invoking Yoder vs. Wisconsin for their child to leave formal school entirely.

Student Enrollment Demographics



Student-Teacher Ratios

The ratio of students to teachers for the 2023-2024 school year was approximately 9:1. Student core subject and German classes consisted of an average of 19 students per class. Building Trades and Home Economics classes consisted of approximately 12-15 students per class. Other learning opportunities consisted of individualized and small group (3-7 students) instruction.

Community Partners

Beacon Hill Academy partners with Plain community businesses and agencies in our attendance area for community service, field trips, job shadowing, and guest speakers and panels to promote life skills and employment opportunities for our students. Community connections in 2023-2024 included presentations from Disaster Aid Ohio, author Rhoda Kulczyk, rancher and roper Will Kulczyk, travelers Paul & Cindy Mullet, and teenage entrepreneurs Rachel & Melody Steiner from the cotton candy business Sunbow 57 Girls.

Dozens of businesses across the area hosted Beacon Hill students for a variety of job-shadowing experiences in the fall. Career-readiness activities were not only incorporated through field trips in collaboration with Walnut Creek Foods, JDM Structures, Double-H Whitetails, Apple Creek Makerspace, and Hearts & Hoofbeats, but also through Career Day activities including a question and answer panel of a handful of community business leaders from across our area, a job fair of more than ten area businesses, and mock-interviews held with 8th graders. Students provided service to the community through activities such as roadside cleanup, yard-care, quality time with individuals in nursing homes, help at local festivals and benefits, among others. Continuous collaboration with family owned small businesses were vital partnerships offering wonderful opportunities and post-graduate employment to the students.

Beacon Hill Academy contracted services for special education and student testing through the Tri-County ESC and technology services through the Tri-County Computer Services Association. Community partners included: Lighthouse of Hope, Spring Haven Counseling Center, Mount Eaton Business Association, and Wayne County Workforce Innovation Network (WIN). Beacon Hill also collaborated closely with the Paint Township Fire and EMS, Wayne County Sheriff's Department, and the Wayne County Emergency Management Agency to ensure readiness for student safety in potential emergency situations.

III. Academics

Academic Results

The Ohio Department of Education new report card and ranking system showed the 2023-2024 data on a star ranking system. In the three areas in which Beacon Hill received rankings, two, three and four-star rankings were given with an overall ranking of 3.5 stars, revealing that Beacon Hill had either met or exceeded state standards.

Components of the Report Card OVERVIEW



Meets state standards

2023 - 2024 Report Card for Beacon Hill Academy

[Print This Page](#)

Districts and schools receive an overall rating of 1 to 5 stars in half-star increments. The overall rating is comprised of five rated components. The College, Career, Workforce and Military Readiness Component is report only and does not contribute to the overall rating on the 2024 Ohio School Report Cards.

Achievement

This component represents whether student performance on state tests met established thresholds and how well students performed on tests overall.



Meets state standards in academic achievement.

Progress

This component looks closely at the growth all students are making based on their past performances.



Significant evidence that the school fell short of student growth expectations.

Gap Closing

The Gap Closing Component is a measure of the reduction in educational gaps for student groups.



Exceeds state standards in closing educational gaps

Performance Index..... 77.7%

Overall..... Annual Performance Goals..... 52.9%

Graduation

The Graduation Component is a measure of the four-year adjusted cohort graduation rate and the five-year adjusted cohort graduation rate.



Early Literacy

The Early Literacy Component is a measure of reading improvement and proficiency for students in kindergarten through third grade.



College, Career, Workforce and Military Readiness

This component looks at how well-prepared Ohio's students are for future opportunities, whether training in a technical field or preparing for work or college.

Graduation Rates

This school is not evaluated for graduation rate because there are not enough students in the graduating class.

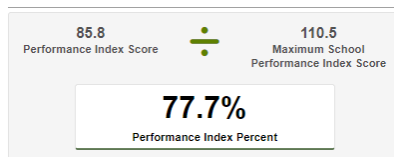
Improving K-3 Literacy..... NC
Third Grade Reading Proficiency..... NC
Promotion to Fourth Grade..... NC

Students who are Ready..... NC

ACHIEVEMENT- Student Indicators Met

Performance Index

The Performance Index measures the test results of every student, not just those who score proficient or higher. Schools and districts receive points on the index for every student who takes a test. The higher the performance level on the state tests, the more points awarded toward the index score. The index score is divided by the maximum possible score. Each year the maximum possible score is determined by the average of the highest 2% performance index scores in the state.



Performance Indicators (Report Only)

The Performance Indicators measure reports the percent of students who have scored proficient or higher on state tests. This measure does not factor into the Achievement Component rating - the data is reported for informational purposes only.

Indicators	Comparison	Trend	
	Tests Taken	Tests Proficient	Percent Proficient
Sixth Grade			
English Language Arts	< 10	< 10	NC
Mathematics	< 10	< 10	NC
Seventh Grade			
English Language Arts	26	16	61.5%
Mathematics	26	21	80.8%
Eighth Grade			
English Language Arts	23	9	39.1%
Mathematics	23	19	82.6%
Science	23	18	78.3%
High School			
Algebra I	< 10	< 10	NC
American US Government	< 10	< 10	NC
American US History	< 10	< 10	NC
Biology	< 10	< 10	NC
Geometry	< 10	< 10	NC

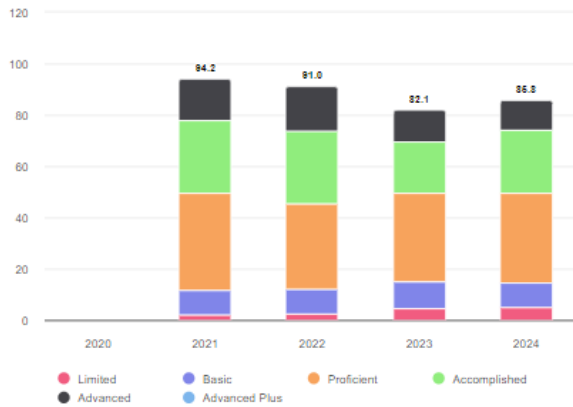
PI Trend	Proficiency Trends	Calculation	Achievement
Achievement Level	Pct of Students	Points for this Level	Points Received
Advanced Plus	0	X 1.3	= 0
Advanced	9.8	X 1.2	= 11.7
Accomplished	22.4	X 1.1	= 24.6
Proficient	35	X 1.0	= 35
Basic	16.1	X 0.6	= 9.7
Limited	16.1	X 0.3	= 4.8
Untested	0.7	X 0.0	= 0.0

85.8

2023-2024 BEACON HILL COMMUNITY SCHOOL ANNUAL REPORT

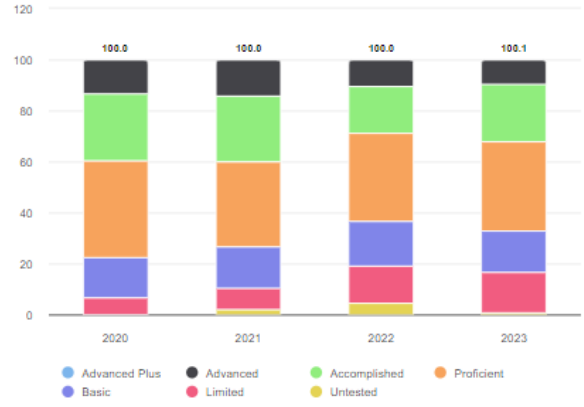
PI Trend Proficiency Trends Calculation Achievement

Performance Index trend data shows the points received for each performance level over time.



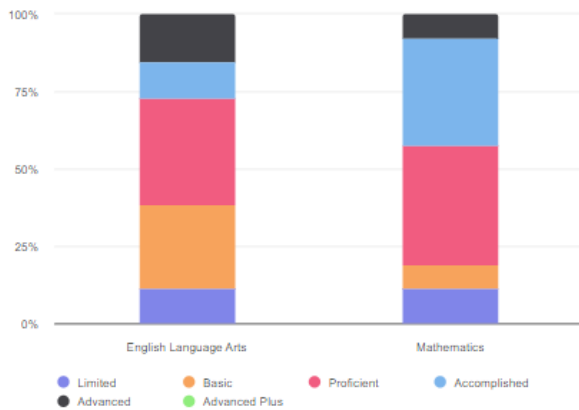
PI Trend Proficiency Trends Calculation Achievement

Proficiency trends show the percentage of tested students in each performance level over time.



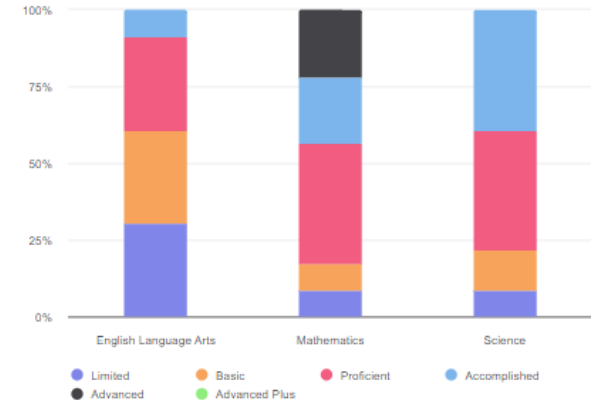
PI Trend Proficiency Trends Calculation Achievement

Seventh Grade



PI Trend Proficiency Trends Calculation Achievement

Eighth Grade



Beacon Hill 2023-2024 state test performance can be more holistically understood with comparison to the passage rates across the state of Ohio.

6th Grade English Language Arts 2023-2024 State Test

State		702	n/a	 Percent Count: 21% (26232), 23% (28729), 21% (25851), 20% (25177), 14% (16891)
District		686	n/a	 Percent Count: 50% (3), 17% (1), 17% (1), 17% (1)

State Passing Rate: 55%

BH Passing Rate: 34%

6th Grade Math 2023-2024 State Test

State		700	n/a	<p>Percent Count 34% 40818 16% 19579 20% 24560 14% 17528 15% 18640</p>
District		708	n/a	<p>Percent Count 33% 2 33% 2 33% 2</p>

State Passing Rate: 49%

BH Passing Rate: 66%

7th Grade Math 2023-2024 State Test

State		699	n/a	<p>Percent Count 36% 42740 15% 17196 23% 26680 18% 21356 8% 9733</p>
District		715	n/a	<p>Percent Count 15% 4 7% 2 37% 10 33% 9 7% 2</p>

State Passing Rate: 49%

BH Passing Rate: 77%

7th Grade English Language Arts 2023-2024 State Test

State		711	n/a	<p>Percent Count 19% 24096 19% 23270 21% 26169 18% 22287 23% 28398</p>
District		705	n/a	<p>Percent Count 15% 4 26% 7 33% 9 11% 3 15% 4</p>

State Passing Rate: 62%

BH Passing Rate: 59%

8th Grade Math 2023-2024 State Test

State		699	n/a	<p>Percent Count 39% 40225 15% 15760 31% 32213 10% 10779 5% 5165</p>
District		722	n/a	<p>Percent Count 9% 2 9% 2 39% 9 22% 5 22% 5</p>

State Passing Rate: 46%

BH Passing Rate: 83%

8th Grade English Language Arts 2023-2024 State Test

State		698	n/a	<p>Percent Count 31% 39055 19% 24292 26% 32943 15% 18623 8% 10449</p>
District		695	n/a	<p>Percent Count 30% 7 30% 7 30% 7 9% 2</p>

State Passing Rate: 49%

BH Passing Rate: 39%

8th Grade Science 2023-2024 State Test

State		716	n/a	<p>Percent Count 18% 22479 20% 25923 19% 24906 28% 35975 15% 18836</p>
District		714	n/a	<p>Percent Count 9% 2 13% 3 39% 9 39% 9</p>

State Passing Rate: 62%

BH Passing Rate: 78%

PROGRESS: Student Growth

★ ★ ★ ★ ★
 Significant evidence that the school fell short of student growth expectations.

Progress

The Progress Component measures the academic performance of students compared to expected growth on Ohio's State Tests. For more detailed data on Progress and Value-Added, [click here](#).

Progress Details

These tables show the Progress scores by test grade and subject for students in grades 4-8 and some end-of-course tests, and includes up to three years of data as available.

Test Grade	Progress			
	English Language Arts	Mathematics	Science	All Tests
All Grades	Yellow	Green	Red	Yellow
4th Grade	Grey	Grey	Grey	Grey
5th Grade	Grey	Grey	Grey	Grey
6th Grade	Grey	Grey	Grey	Grey
7th Grade	Green	Green	Grey	Green
8th Grade	Red	Green	Red	Red

Test Grade	Progress							
	English II	Algebra	Geometry	Mathematics I	Mathematics II	Biology	American History	American Government
High School	Grey	Grey	Grey	Grey	Grey	Grey	Grey	Grey

What do the colors mean?

The Progress Component measures how groups of students made progress as compared to the statewide expectation of growth. The expectation of growth is based on how students in the group performed, on average, compared to other students like them across the state.

- Significant evidence that the school exceeded student growth expectations by a larger magnitude
- Significant evidence that the school exceeded student growth expectations
- Evidence that the school met student growth expectations
- Significant evidence that the school fell short of student growth expectations
- Significant evidence that the school fell short of student growth expectations by a larger magnitude
- Value Added data is not available

GAP CLOSING



Exceeds state standards in closing educational gaps

Gap Closing

The Gap Closing component shows how well schools are meeting the performance expectations for our students in English language arts, math, and graduation. It also measures how schools are doing in supporting English learners to increase language proficiency, reducing chronic absenteeism for all students, and identifying gifted students and providing gifted services.

Annual Performance Goals

The annual performance goals are established in six areas, and the performance of specific student groups are measured against the annual or long-term goals for each area. Goals are established for English Language Arts academic achievement and growth, Math academic achievement and growth, graduation, English learner language proficiency, chronic absenteeism, and gifted performance. Each student group has its own interim and long-term goals in English language arts, math and graduation. Student groups with fewer than 15 students are not rated and do not appear on the graphs.

The state expectation for all areas and all student groups are to continue closing educational gaps year over year. A proportional adjustment is applied to schools and districts if their combined testing participation rate in English language arts and math does not meet or exceed 95 percent.

52.9%

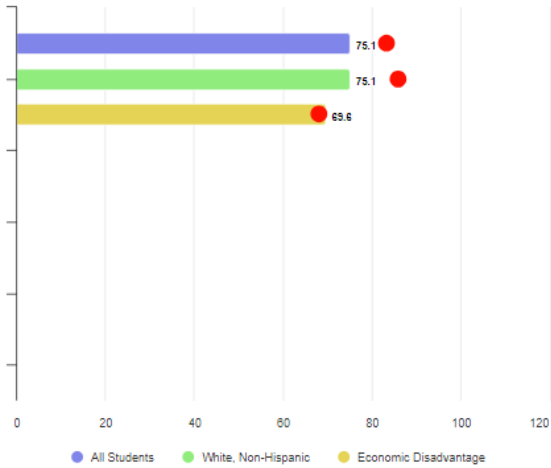
9 of a possible 17

Testing Participation Rate **100.0%**

Measure/Indicator	Detail	Possible Points	Points Earned
English Language Arts Achievement	Met annual goal/individual student group level	3	1
Math Achievement	Met annual goal/individual student group level	3	3
English Language Arts Growth	Met annual goal/individual student group level	3	0
Math Growth	Met annual goal/individual student group level	3	0
Graduation	Met annual goal/individual student group level	0	0
English Learners	Meet annual goal or show improvement for prior year; English learners' performance on OELPA	0	0
Chronic Absenteeism	Met annual goal or show improvement from prior year	5	5
Gifted Performance Indicator	Gifted Progress	0	0
	Gifted Performance Index	0	0
	Gifted Identification and Services	0	0
Preliminary Points			9
Demotion Required			No
Final Points		17	9

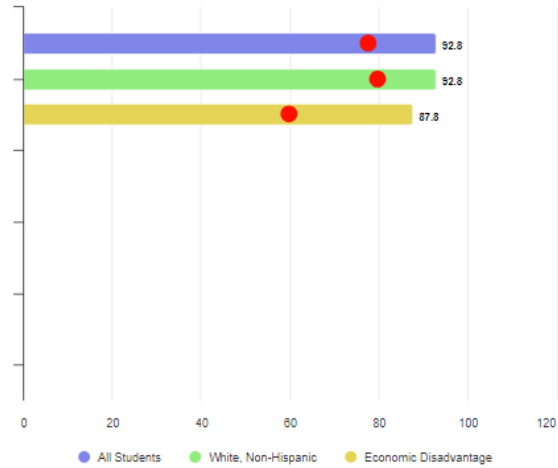
English Language Arts Achievement

Performance Index by Student Group



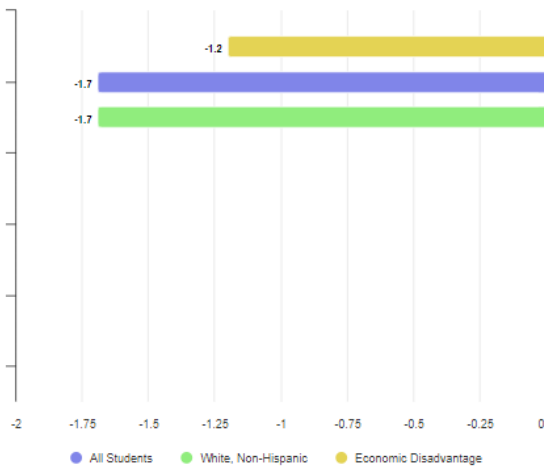
Math Achievement

Performance Index by Student Group



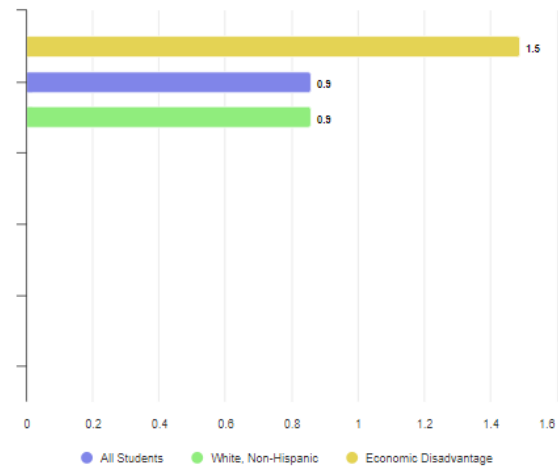
English Language Arts Growth

Growth Index by Student Group



Math Growth

Growth Index by Student Group



Graduation

This school/district is not evaluated for this measure of Gap Closing because there were not enough students to evaluate.

English Learners

This school/district is not evaluated for this measure of Gap Closing because there were not enough students to evaluate.

Curriculum Model

Site-based instruction was the basis of instruction for students enrolled in Beacon Hill Community School programming during the 2023-2024 school year. Learning opportunities were aligned with the Ohio Learning Standards and community needs. Instruction in core areas and vocational education, such as Home Economics and Building Trades were provided for students as well as instructor guided online modules and courses in various core and supplemental subject areas through Edgenuity. Career and service-learning opportunities were also included in the educational programming during the 2023-2024 school year. This curriculum is used to provided students individualized pathways for high-school graduation, life-long career/educational pursuits, and employment opportunities.

Assessments

Multiple points of data were used for tracking growth and performance for Beacon Hill Students to include diagnostic, benchmark assessments, and project-based performance. Students received the benefit of i-Ready as a diagnostic and supplemental instructional program. Student progress and growth were monitored using assessment performance and teachers utilized the data to shape instruction and reinforcement across the curriculum. Multiple points of data were reviewed for each student and areas of strength and concern were identified for students on an individual level. Students completed self-assessments on personal growth and academic development, and multiple inventories were taken in areas of personal characteristics and skills as well as career skills and interests. Staff used an array of available assessments and student results to adjust classroom instruction.

Career Credentials

Beacon Hill students learned valuable skills through participation in middle school vocational education programs, job shadowing, various Beyond Day career presentations, Career Day, and field trips to explore career fields, as noted in previous sections on community partnerships. High school students worked towards earning diploma seals for graduation.

Graduates

Over ninety percent (90%) of our students are from local Amish and Mennonite communities. The families within our communities generally see merit in formal education through grade eight, at which time they invoke Yoder vs. Wisconsin and leave formal education entirely. Many Amish families celebrate their child's 8th grade graduation much like non-Amish treat a child's 12th grade graduation. Historically, few students continue formal education at the high school level upon completion of grade 8. Furthermore, many of the students attending high school enter the workforce at age sixteen or earn a GED rather than pursuing a high school diploma. Exiting formal education upon completion of Grade 8 is considered the norm within the community, local businesses, and culture. Any formal education after eighth grade should be viewed positively rather than negatively.

High School Graduation Rate

Beacon Hill graduated one high school seniors in 2024. The 2023-2024 Graduation cohort was less than 10 students. Therefore, no further data is available.

Scholarships and College

Beacon Hill Community School prepared students during the 2023-2024 school year for success in future endeavors in citizenship and college and career readiness by consistent reflection, which is displayed in Student Success Binders, including the utilization of Student Success Plans. Opportunities are available for students to explore and prepare for both a career and college option. The 2023-2024 Graduating cohort was less than 10 students. Therefore, no further data is available.

IV: Financial

Financial Data

The Beacon Hill Academy treasurer was properly licensed and bonded and completed fiscal reporting for FY24 in an accurate manner. The treasurer provided written monthly financial reports to the Governing Authority and the Sponsor of the School. The reports were reviewed and approved by the Governance Board monthly.

Fundraising

In 2023-2024, students completed a pizza-sale fundraiser to bring in funds towards the 8th grade Washington DC trip in May 2024 and general programming expenses at Beacon Hill. The fundraiser was handled by Lem's Pizza of Fredericksburg, OH and brought in a profit of \$20,214.75.

Grants

Beacon Hill Academy received and expended funds from federal, state, and local funding grant sources. The total amount of FY23 funding included Federal Grants totaling \$373,644.12, State Funding totaling \$587,932.70, and Other funding totaling \$176,278.40.

FY24 Federal Funding Sources

Federal Grants	Total
Title I	\$42,331.17
Title II-A	\$5,361.67
IDEA-B	\$15,057.47
ESSER	\$243,078.60
Title IV-A	\$14,604.51
Rural Small Schools	\$210.00
TI-SS1	\$53,000.70
Total Funding	\$373,644.12

FY24 State Funding Sources

State Funding	Total
Base Funding	\$464,283.47
Casino Tax	\$3,768.03
Facilities Funding	\$59,732.84
Disadvantaged Pupils	\$6,486.93
Career Tech Education	\$16,228.96
English As Second Language	\$12,767.33
Student Wellness	\$22,667.62
Network Connectivity	\$1,997.52
Total Funding	\$587,932.70

Other Funding	Total
DC Trip Fundraisers	\$40,619.00
Principal's Fund Receipts	\$2,058.47
Beacon Backers Donation	\$125,000.00
Interest	\$7,868.51
Other	\$732.42
Total	\$176,278.40

GRAND TOTAL: \$1,137,855.22

V. Additional Information

Community Service

Each student enrolled at Beacon Hill was required to complete eight (8) or more community service hours during the 2023-2024 school year. Students actively participated in obtaining the placement, collecting documentation, and reflecting on their respective community service experiences.

Post-Graduation & Alumni

Students from the community rarely complete high school to receive a diploma due to religious beliefs and customs. In 2023-2024, there was one (1) high school graduate. In 2022-2023, There was (1) high school graduate. In 2021-2022, there were two (2) high school graduates. In 2020-2021, there were two (2) high school graduates. In 2019-2020, there were no high school graduates. As graduation cohorts are all less than 10 students, there is no further data available.

VI: Sponsor Statement

A message from the Ohio Department of Education, Office of Ohio School Sponsorship

The Ohio Department of Education, Office of Ohio School Sponsorship Ohio Revised Code (ORC)3314.03(D)(2) specifies that the sponsor of school the must “monitor and evaluate the academic and fiscal performance and the organization and operation of the community school on at least an annual basis.”

All Ohio community school sponsors must evaluate each school and submit a written report of school academic, financial, organizational performance, and legal compliance to the Ohio Department of Education and make the report available to the parents of students enrolled in the community school. The Ohio Department of Education, Office of Ohio School Sponsorship evaluates its sponsored schools on the performance of Ohio School Report Card indicators and on performance measures as listed in the school’s community school Contract.

The Office of Ohio School Sponsorship monitors the performance of its sponsored community schools through attendance at governing board meetings, on-site visits and through review of compliance surveys, monthly financial reports, and other reports related to the school’s academic, financial and operational performance to ensure compliance with rule and law.